




'Through The Garden Gate'

The monthly newsletter of the Englehart and District Horticultural Society
2015



Englehart and District Horticultural Society was formed in 1956.

General meetings:

3rd Wednesday of most months at 7:00 p.m. in the Anglican Church basement

- *Speakers, workshops, demonstrations
- *Civic Improvement
- *Youth Involvement
- *Displays and Competitions
- *Environmental Stewardship

President: B. Wilson
Bulletin Editor: E. Fisher

Website:
engleharthort.weebly.com

A Word From The Editor

St. Valentine's Day is a popular day with young and old. I remember the thrill of dropping valentines (often home-made) into a cardboard box decorated with crepe paper and construction paper hearts in elementary school. I still look forward to it because I hope I'll get a lovely bouquet of flowers from my sweetheart. I'd like to give you a few hints (in case you're lucky, like me, and receive a gift of flowers on Valentine's Day).

1. Get them in to water as quickly as possible.
2. Make sure you cut a bit off the end of each stem to allow water to flow up the stem. Use a sharp knife or secateurs/sharp scissors. Dull tools will simply crush the water tubes in the stems.
3. Try to keep your flowers in a cool area, especially at night.
4. Be prepared to change the water occasionally to avoid a bacterial buildup.
4. Enjoy them, smell them, and show your appreciation to ensure you'll get some again next year. And, if you don't have a sweetheart, make sure you buy some for yourself.

Mark It On Your Calendar:

February 18: General Meeting
March 5-8: International Home and Garden Show (Toronto)
March 13-22: Canada Blooms (Toronto)

Looking Back:

At our Annual Meeting, elections were held and at the February Directors' Meeting appointments were made, with the following results:

2015 Executive

President: Carrie Anne Field **Secretary:** Bonnie Warner
Treasurer: Ginny Montminy **Past President:** Bruce Wilson
1st Vice President: Rosemary Campbell
2nd Vice President: (position not filled)

Directors:

Joyce Smith	Mary Schippers	Claudette Black
Eileen Fisher	Len Fisher	Rosemary
Campbell		
Rick Heaslip	Jean Bott	Alex McMurray
Linda Murray	Dee Hill	Deb Murray
Marg McMurray	Ruth Webb	Kelly Brownlee
Vi Tucker	Sharon Black	



Outgoing President Bruce presents Carrie Anne Field with the new President's pin. In turn, Carrie Anne presented Bruce with his Past President's pin.

Looking Ahead:

Next year will be our 60th Anniversary as a society. We were formed and began holding meetings in 1956. Since this will be a very special year for us, it might be a good time to start thinking about what you would like to see happen during our Diamond Jubilee.



OHA/District 12 News:

Just a reminder to mark the calendar for Saturday, April 25th. This is the day that we host the District 12 Annual Meeting. We will be setting up the hall in the basement of the Catholic Church, probably on the Friday, so please mark that day down too. We will be looking for judges' helpers, decorators, and much more. The competitions have already been planned by Bonnie and her Committee. The theme of the day is 'Our Natural North' and there will be several interesting speakers. Stay tuned for further information next month. Don't forget to check out the District 12 website at district12hort.weebly.com

Reports from Your Directors:

Programme: This month we are lucky enough to have Bruce Murphy here to talk to us about 'Bird Research at the Hilliardton Marsh'. Bruce is always an entertaining speaker and this promises to be a great evening. Please come along, bring a friend, and bring along something small to contribute to our shared snack which we enjoy after the meeting.

Membership: Our membership is now up to 52.

Website: Convenor Rick tells us that we had 250 individual visits to our website. Please check it out for all the latest information at engleharthort.weebly.com

Social: Convenor Mary Schippers reminds us that Bruce Wilson will be the host and Twyla Wilson will bring the gift for the free draw.


Bulletin: I would like to thank Ginny Montminy and Joyce Smith for their help in producing this monthly newsletter. I would also like to ask members to send me any suggestions/articles, etc. which they would like to see included in our monthly newsletter. Also, if you would like to receive your newsletter by email, you will be able to have the coloured version. Please let Joyce Smith know by contacting her at joyce@ntl.sympatico.ca.

Several of our members like to use the popular computer site 'Pinterest'. This is a site for saving images and ideas that you have found on the web, sort of like a bulletin board or a folder for pictures. It is full of pictures, suggestions and ideas on the topic of horticulture. One of the ideas I found and thought others might enjoy is that of making your own plant markers. I've included a few pictures of some I thought interesting on the next page of this bulletin. If you plan on making some, I would suggest that you add a coat of outdoor grade or marine varnish to protect your markers through the growing season.

Stone markers



Popsicle sticks



Juice can tops and bottoms



Going Green

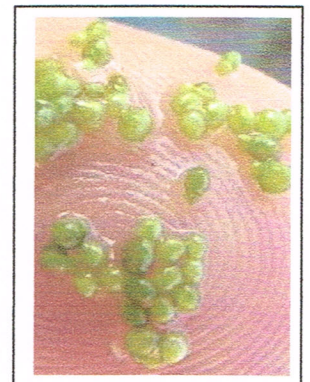
Hydrogen peroxide is the only germicidal agent made up of only of water and oxygen. Like ozone, it kills disease organisms by oxidation, which can be likened to a controlled burning process. Hydrogen peroxide is considered the world's safest all-natural effective sanitizer. When hydrogen peroxide reacts with organic material it actually breaks down into oxygen and water. Here are a few hints for use of peroxide:

- * Add a cup of peroxide to white clothes in your laundry to whiten them. Peroxide is great to get rid of blood stains on clothes and carpets. If there is blood on clothing, just pour it directly on the spot, let it sit for about a minute, then rub and rinse with cold water. Repeat if necessary. (Check the colourfastness of coloured clothing first.)
- * Wipe out your refrigerator and dishwasher. Because it's non-toxic, it's great for cleaning places that store food and dishes.
- * Clean your sponges. Soak them for 10 minutes in a 50/50 mixture of hydrogen peroxide and warm water in a shallow dish. Rinse the sponges thoroughly afterward.
- * Help out your plants. To ward off fungus, add a little hydrogen peroxide to your spray bottle the next time you're spritzing plants.

Weird and Wonderful

Wolffia Angusta

Wolffia angusta is the world's smallest plant. A dozen plants would easily fit on the head of a pin and two plants in full bloom will fit inside a small printed letter "o." This edible aquatic plant, commonly known as water-meal, has no roots. Wolffia, a member of the 'duckweed' family, these yellow and green aquatic plants resemble specks of cornmeal floating on the water. The flower is produced in a depression on the top surface of the plant body. It has one stamen and one pistil. Individual plants often float together in pairs or form floating mats with related plants. Species of Wolffia can be found on several continents and have been collected from the water and eaten as a vegetable in much of Asia. Like soybean, wolffia is about 40% protein which makes this strange little plant a great source of high protein food.



Plant of the Month

Anthurium

Anthurium are members of the arum family, so are related to the Titan Arum from last month's 'Weird and Wonderful'. They are similar in appearance, though many times smaller, having the upright spadix and the lower spathe which resembles a petal or coloured leaf. These tropical plants which come in red, pink, and white, prefer a bright, indirect light, so avoid placing them in direct sunlight. They do not like to have 'wet feet' so prefer a free-draining soil, perhaps half potting soil and half orchid soil or perlite. Water only when the soil feels dry to the touch, allowing the water to run out of the bottom of the pot. If the plant dries out too much, soak it in its pot for an hour to rehydrate it. Anthuriums do not require much fertilizing. Every 3-4 months they should be given a ¼ strength fertilizer, using a fertilizer with a higher middle number (phosphorus). So - bright indirect light, occasional fertilizing, and going light on the watering will make for a healthy anthurium.



Above all, do enjoy one another's company and share your ideas. The very best gardeners do not have secrets!

OHA President James

Name That Bloom

Can anybody guess what plant this beautiful flower belongs to? Hint: parts of this plant are edible. (Answer in next month's bulletin.)



Poetry and Prose

*"Why, what's the matter,
that you have such a February
face,
so full of frost, of storm and
cloudiness?"*

*William Shakespeare 'Much Ado
About Nothing'*

Published 11 times a year
Englehart & District Horticultural
Society
Box 677, Englehart, ON
PoJ 1H0

President: Bruce Wilson
Secretary: Bonnie Warner
Treasurer: Ginny Montminy
Editor: Eileen Fisher
Mailing: Joyce Marie Smith
Labels: Rick Heaslip

Printing: Courtesy of Englehart &
District Hospital

*no matter how long the winter,
Spring is sure to follow.*



2015 Convenors

Programme: C.A. Field/L. Murray
Plant and Bake Sale: J. Bott
Horticultural Week: L. and E. Fisher
Show Schedule: R. Heaslip
Publicity: C. Black
Nominating: B. Wilson
Website: R. Heaslip
Bulletin: E. Fisher
Phoning: D. Hill
Festival of Flowers: B. Warner, E. Fisher, R. Heaslip, J. Bott

Social: M. Schippers
Membership/Cards: G. Montminy
Trophies and Awards: G. Montminy
Youth Gardens: E. Fisher/B. Warner
Christmas Workshop: R. Campbell
Civic Improvement: C. A Field
Fall Fair Booth: L. Murray
Constitution: B. Wilson
Service Certificate: R. Campbell

The above people have agreed to take on these important jobs for our Society. We hope that if they ask you for some help with their committee or event, that you will say yes. Remember that old saying, "Many hands make light work."

Important Dates for 2015

District 12 Annual Meeting:	April 25
Plant and Bake Sale:	Saturday, May 23 (set up on May 22)
Planting Dates:	Saturday, June 13 (tentative)
Horticultural Week:	June 7-13
OHA Convention:	July 3-5
Festival of Flowers:	August 20-21
Englehart Fall Fair:	September 10-12
District 12 Fall Planning Mtg.	September 26
Christmas Workshop:	November 18

Please mark these dates down on your calendar, as well as our General Meetings, which are held on the third Wednesday of each month except August and December.

February and March are great months to spend time with houseplants. Here are a few hints to help you keep your green thumbs in working order:

- When repotting houseplants, place a coffee filter in the bottom of the pot. This prevents the dry soil from running out and also helps keep the soil in when you water the plant.
- Don't forget to turn your smaller houseplants to keep them growing evenly. Plants such as African violets should be turned 1/4 turn daily to keep that lovely circular shape.
- Always water your houseplants with room-temperature water. Keeping your watering can at room temperature also means that the water has had time to sit and release the chemicals, such as chlorine, which can damage tender roots.
- Because our homes are so dry right now, we should do what we can to improve the humidity for our plants. Placing them in groups in a shallow tray or plate of pebbles with water beneath the stones will help moisturize the plants. Be careful not to let the plants sit in the water.

