


'Through The Garden Gate'

The monthly newsletter of the Englehart and District Horticultural Society
February 2016



Englehart and District Horticultural Society was formed in 1956.

General meetings:
3rd Wednesday of most months at 7:00 p.m. in the Presbyterian Church basement

- *Speakers, workshops, demonstrations
- *Civic Improvement
- *Youth Involvement
- *Displays and Competitions
- *Environmental Stewardship

President: C. A. Field
Bulletin Editor: E. Fisher
Website:
engleharthort.weebly.com

Election News

At our January Annual Meeting, the Nominating Committee presented their report listing the names of people they had contacted. Following the report, Past President Twyla Wilson called for nominations from the floor. The following members were elected or appointed to these positions:

President: Carrie Anne Field	1st Vice: Rosemary Campbell
2nd Vice: Jean Bott	Past President: Bruce Wilson
Secretary: Bonnie Warner	Treasurer: Ginny Montminy
Directors: Mary Schippers	Alex McMurray
Eileen Fisher	Claudette Black
Joyce M Smith	Rick Heaslip
Deb Murray	Dee Hill
Sharon Black	Marg McMurray
Vi Tucker	Ruth Webb
Kelly Brownlee	

Thank you to the above people for agreeing to let their names stand. We wouldn't have a Society without you. Thank you also to Twyla who ran the elections.

Mark It On Your Calendar:

February 17: General Meeting
March 11-29: Canada Blooms
April 30: District 12 Annual Meeting

Looking Back:



One way our Society has of thanking members for their years of service to the club is to award them with a Life Membership - our highest honour. In 1987 we realised that we had five women who were more than deserving of this honour, so that year, President Rick Heaslip presented, from left to right: Queenie Linton, Ethel Edwards, Anne Cambridge, Marie Armstrong, and Mary Pillsworth with their Life memberships. What a lovely way to honour these lovely ladies.

Looking Ahead:

The committee will soon be meeting to plan this year's Festival of Flowers. Don't forget that this will be the second year for the show schedule, so keep it handy. If you have any suggestions for improvement, please let us know. If there are any changes, we'll let you know through the bulletin. As this will be our second year in the Legion Hall, things will probably run even smoother than last year. Although it's a bit early for trips to Aidie Creek gardens, now is the time you could be looking through seed catalogues and internet seed sites and planning what you want to plant this year. Here's a shot from last year's show to give us inspiration... Bonnie Warner's wonderful zinnia basket.



Directors for 2016

Christmas Workshop: R. Campbell

Service Certificate: C. A. Field

Prizes/Awards: G. Montminy

Show Schedule: R. Heaslip

Membership/Cards: G. Montminy

Festival of Flowers: B. Warner/E. Fisher/R. Heaslip

Bulletin: E. Fisher

Nominating: B. Wilson

Programme: C. A. Field

Website: R. Heaslip

Plant & Bake Sale: J. Bott

Phoning: D. Hill

Social: M. Schippers

Publicity: C. Black

Constitution: B. Wilson

Youth: B. Warner/E. Fisher

Horticultural Week:

Many thanks to the above members for volunteering their time to convene a committee. The Society would not function without their generosity with their time and their team spirit.

Reports from Your Directors:

Programme: Convenor Carrie Anne reports that the programme this month will be Rick Heaslip speaking on '**Waking Up Your Bulbs, Corms and Tubers**'-a demonstration and talk about getting a head start with gladiola corms, begonia bulbs, and splitting and starting dahlia tubers. What a good topic this is for us as we draw ever closer to spring.

Membership: Convenor Ginny reminds everyone that it is time to renew your membership. Please drop a cheque for \$10.00 into an envelope, addressed to the Englehart and District Horticultural Society, Box 677, Englehart, ON, POJ 1H0

Social: Mary Schippers reminds Bonnie Warner that she brings the gift this month for the free door prize and Joyce Smith that she is the hostess for this meeting.

Festival of Flowers: If you're busy ordering seeds and bulbs, don't forget to check your Show Schedule (it's pretty safe to use last year's...not too many changes with Specimens, Potted Plants, and Vegetables). The committee is reviewing suggestions from last year's show and making plans for this year's Festival of Flowers.

Facebook/Website: We now have 52 members and are having fun posting and learning all sorts of things about gardening and growing. Check us out and don't forget to use our Website engleharthort.weebly.com for all the latest news and photos of Society events. Webmaster Rick Heaslip has been busy updating the site and will continue to do so all year.

Canadian Seed Mail Order Companies

It's that time of the year to think about ordering your seeds, if you haven't already. Below is a list of some specialty Canadian seed companies to consider:

<i>Howard Dill Enterprises</i> (giant pumpkins)	howarddill.com
<i>Incredible Seed Co.</i> (little-known heirloom vegetables)	chris@incredibleseeds.ca
<i>Mad Dog Farm</i> (certified organic)	maddogfarm.ca
<i>Manhattan Farms</i> (small plot/containers)	manhattanfarms.ca
<i>Mapple Farm</i> (rare/'adventurous' seeds)	greg@mapplefarm.com
<i>Matchbox Garden and Seed Co.</i> (vegies and herbs)	hanna@matchboxgarden.ca
<i>Mountain Seed Co.</i> (rare/unusual vegetables)	mountainseedco.com
<i>Mumm's Sprouting Seeds</i> (seeds for edible sprouts)	mumms@sprouting.com
<i>Nature's Garden Seed Co.</i> (tree seeds/ native wildflowers/grasses)	naturesgardenseed.com
<i>Old Country Seeds</i> (vegetable seeds for Italian cooking)	oldcountryseeds.ca
<i>Ontario Seed Co.</i> (wildflowers/ organic vegies, plus)	seeds@oscseeds.com
<i>Prairie Garden Seeds</i> (heirloom vegetable plus)	prairie.seeds@sasktel.net

Crop Rotation Part II (Continued)



Different crops also attract different diseases and pests. If you grow peas in one area year after year, then you're inviting all of the bugs and soil borne diseases to come and visit your peas. If you grow tomatoes in the same place year after year, then the tomato blight can take up residence in your soil and infect your tomatoes time and again. Changing the location of your crops can be tricky, but it does work.

How To Rotate Your Crops

You like the idea of crop rotation, but how do you get started? First, take an inventory of the crops that you normally grow in the garden. Sketch out a map of the garden. Where do you grow these crops now? Are they in different places each year? Are they scattered around the garden, or are they in one particular place? Create a miniature map of your garden that shows areas of light and shade, wet and dry. Make a note of the places that are planted with perennials. Use this map to get to the next step – designing a crop rotation for the garden, which we'll discuss next month.

Weird and Wonderful

Tillandsia are epiphytes (air plants), native to warm countries. They are actually members of the bromeliad family and don't need soil because water and nutrients are absorbed through the leaves. The roots are used as anchors only. Reproduction is by seeds or by offsets called 'pups'. A single plant could have up to a dozen pups. They love bright, indirect sunlight. There are more than 650 types and many are very easy to grow, almost thriving on neglect. Good air circulation is important for these plants. From late spring to mid-autumn should be misted daily. Mist once a week during winter months. Fertilize monthly in spring and summer using a low nitrogen (first number) fertilizer at only $\frac{1}{4}$ the recommended strength. Protect from full sun: grow in bright, filtered light. These plants can be grown outdoors in summer as long as they are protected from full sun and are kept well misted. They can also be attached to pieces of wood and hung on a wall or hung in glass containers.




Plant of the Month

String of Pearls

(Senecio rowleyanus)

Also called the Rosary String of Beads, this creeping succulent is an unusual plant. It grows best in bright light and likes an average indoor temperature during its growing months, but lower during the winter. It needs a well-drained, sandy soil, like most cacti and succulents. It should be hung or placed in a spot where its trailing foliage can hang down. If the plant becomes a bit 'stringy', you can thicken it up by pruning some of the longer strings. The cuttings can also be rooted by placing them on a pot of soil.



Our 11th President: Arlene Letheren

Arlene Letheren was our President from 1981-82. I attended my first OHA convention with Arlene and was impressed not only with her organizational skills but her joie de vivre. She loved being a member of our Society and represented us well.



Poetry and Prose Winter

*There is a privacy about it which
no other season gives you...
in the spring, summer, and fall,
people sort of have an open
season on each other.*

*Only in the winter, in the
country, can you have longer,
quiet stretches when you can
savour belonging to yourself.*

Ruth Stout

If you haven't already done so, it's time to renew your membership. It's a bargain at \$10.00 annually. For this, you will enjoy interesting speakers at meetings, participate in workshops, learn about tried and true and the latest gardening methods, and receive 11 months of 'Through the Garden Gate'. You will be able to be on committees which plan our annual events and participate in the Festival of Flowers. Our society is a great place to meet fellow gardeners and plant lovers, share new ideas, solve problems, and simply enjoy each other's company. Don't let your membership run out!



If you haven't yet renewed your membership for 2016, this will be your second-last bulletin.

Please send a cheque for \$10.00 to Ginny Montminy, Box 677, Englehart, ON POJ IHO

Published 11 times a year
Englehart & District Horticultural Society
Box 677, Englehart, ON
PoJ 1H0
President: C. A. Field
Secretary: Bonnie Warner
Treasurer: Ginny Montminy
Editor: Eileen Fisher
Mailing: Joyce Marie Smith
Labels: Rick Heaslip

Printing: Courtesy of Englehart & District Hospital