




# 'Through The Garden Gate'

The monthly newsletter of the Englehart and District Horticultural Society  
October 2017



**Englehart and District Horticultural Society was formed in 1956.**

**General meetings:**  
3<sup>rd</sup> Wednesday of most months at 7:00 p.m. in the Presbyterian Church basement

- \*Speakers, workshops, demonstrations
- \*Civic Improvement
- \*Youth Involvement
- \*Displays and Competitions
- \*Environmental Stewardship

President: R. Campbell  
Bulletin Editor: E. Fisher  
**Website:**  
[engleharthort.weebly.com](http://engleharthort.weebly.com)

## A Word From The Editor

Autumn is here in all its glory and a great way to celebrate the season and participate in local events is to enter the Autumnfest Home/Business Decorating contest. This event is co-sponsored by the Englehart Agricultural and Horticultural Societies and the Englehart and Area Historical Museum. Please contact Bruce Wilson or Bonnie Warner by October 17 to enter the contest or for more information. There will also be a Pumpkin Decorating contest for children at the Museum.

## Fall Home Decorating Contest



Decorate your Front porch/entry way for fall !

Open to Town & Rural entries

Judging will take place October 21<sup>st</sup>. Results will be posted at the Museum's Autumnfest on October 22.

**Register by October 17** by calling:

Bruce Wilson	705-544-8024	or
Bonnie Warner	705-544-8916	

Cash prizes for 1<sup>st</sup>, 2<sup>nd</sup> and 3<sup>rd</sup>

## Mark It On Your Calendar:

October 18: General Meeting  
October 21: Autumnfest  
November 29: Christmas Workshop


*If you truly love nature, you will find beauty everywhere. V. Van Gogh*

## Putting Your Garden to Bed

- Cut diseased areas out of perennials. Do not compost.
- Rake and compost fallen leaves. (some people mow with a lawn mower for lawn mulch)
- Clean up garden debris. Remove vegetable plants and fallen fruit.
- Remove dead annuals from the garden, after a frost. Compost if disease and pest free.
- Cut back some perennial foliage to discourage overwintering pests and compost if pest and disease free. Leave plants with seed heads standing for winter birds.
- If weather is dry continue watering trees and shrubs until the ground freezes.
- Sharpen and oil lawn mower blades, pruners, spades, etc.
- Trim tall grass away from trees and corners of your home to discourage small rodents from creating nests.
- Dig up tender bulbs such as dahlia, canna and gladiola. Store in material such as peat moss, vermiculite, and store in a cool, dark space such as a cold room.

### Looking Ahead: The Christmas Workshop

The committee has been meeting and preparing for this fun filled evening. We will be making an old fashioned Yule log using natural and artificial Christmas materials. Make sure to write the date down on your calendar as it will be first come- first served and only 50 kits will be sold. Last year we unfortunately had to turn a few people away, so remember, doors open at 6:30. The cost of the kits will be \$10.00 and there will be a delicious snack served as well. The picture to the right shows the workshop from 2016.



### OHA/District 12 News

On Saturday, September 30, Ginny Montminy, Bruce Wilson, Rosemary Campbell, and Eileen Fisher attended the annual Fall Planning Meeting in Iroquois Falls. This meeting is an opportunity for people from all of the societies in District 12 to get together to exchange ideas and to plan the District 12 Spring Meeting, which this year will be held in Timmins. The theme for the 2018 meeting will be 'From the Ground Up'.

*"I long for the bulbs to arrive, for early autumn chores are melancholy,  
but the planting of the bulbs is the work of hope and always thrilling." (May Sarton)*

### Reports from Your Directors:

**Social:** Convenor Mary Schippers reminds Carrie Anne Field that she is the hostess and Joyce Smith brings the gift for the free draw. Don't forget to bring along a small contribution to the shared snack.

**Programme:** Our own Bonnie Warner and John Marie Smith will be our speakers this month on the topic ***Pumpkins Galore*** (or A Pumpkin is Not Just a Pumpkin!). This looks like it will be another interesting evening. We will also have our final "Jaded Gardeners' " competition. This will also be the last meeting in 2017 with competitive classes, so let's really try to get some entries in this month. The competitions for this month are: Class 1: Wreath (any material/for any occasion) Class 2: 'Everlasting' a dried arrangement Class 3: Photograph- 'Fall Beauty'. Please consider entering this month- it makes the meeting more fun.... and you could win some money! What a wonderful meeting it promises to be! Next month's meeting will be our Christmas Workshop.

**Membership:** Convenor Ginny Montminy reminds people that they can purchase their 2018 membership any time now. For only \$10.00, you can attend 11 meetings, which include interesting speakers, demonstrations, hands-on workshops, competitions, and more. You also will receive 11 monthly (and, I hope, informative) bulletins. Please contact Ginny Montminy to purchase a new or renew an existing membership. (They also make great Christmas gifts!)

**Facebook/Website:** We now have 164 people who use our Facebook page. We try to make the page as educational and informative as possible, but also fun and easy to use. Rick has been doing a great job on our website. Please check it out at [englehartort.weebly.com](http://englehartort.weebly.com) for all the latest society news and pictures.

**Thanks Jean Wallace:** Lots of times we find plants or animals we can't identify. While many of us use our computers to identify these, there are times when we can't access our computers or simply don't use one. Jean Wallace has sent along a list of her favourite books which she has found useful:

- Houghton Mifflin Peterson series: A Field Guide to: North American Birds (Eastern); A Field Guide to: Insects and Spiders (N. America); A Field Guide to: North American Trees (Eastern); A Field Guide to: North American Wildflowers (Eastern); A Field Guide to: Medicinal Plants and Herbs (All of the "Peterson" series are available as apps)
- Newcomb's Wildflower Guide (can be read online);
- Weeds of Canada, Boyes & Dickinson, University of Alberta Press

### *Last Call to All Jaded Gardeners!*

For all of you who got a jade plant from our September 2015 meeting, this month is your last chance to show it off. The Jaded Gardener meeting last year turned out to be a lot of fun, so make sure you participate again. You never know... you could win a prize....even if it is for the smallest jade or even the 'least pretty'! Bring in your plant (with your number on the stick) and it can be judged as a specimen plant or can be judged as a 'decorated' or theme plant. Last year we had Tea Garden jades and Teddy Bear Picnic jades, and even some that looked like aliens. Don't forget...there are prizes awarded! Here's a shot of the 2016 jaded gardener competition winners.



### *Looking Back*

#### *Forcing Bulbs for Winter Blooms*


Pot up healthy bulbs in a pot with a drainage hole with good damp potting soil. The tip of the bulb should be even with the top of the pot and the soil surface about 2-3 cm below. Shallow pots are great. Plant the bulbs close together. A layer of damp peat moss on top will keep moisture available. Place the pots in a cool, dark place with a temperature between 5-10 degrees C. (40- 50 F). Water when the soil feels dry. The pot should be in this cold area for at least 12 weeks. This is to trick the bulbs into thinking they're in a winter garden. At the end of this period, bring the most advanced pots into a cool room without direct sunlight until the shoots turn dark green (they will have been a white-yellow colour). Gradually bring more pots out to extend the period of enjoyment. (this is a précis from October 1984's Bulletin...thanks, editor Jean Wallace.!)



## Plant of the Month

### Tulip

October is a great time to plant tulips. Tulip flowers may be single, double, ruffled, fringed, or lily-shaped, depending on the variety. Wild, or species, tulips are small in size, ranging in height from 3 to 8 inches. They are tougher than hybrids. Triumph hybrids are the classic single, cup-shape tulips which make up the largest group of tulip types. Deadhead tulips after flowering but allow the foliage to die back for about 6 weeks before removing it. Water tulips during dry spells in the fall; otherwise, do not water. Tulip bulbs rot or are subject to fungus and disease if kept too damp. Apply compost or fertilise annually to provide nutrients needed for future blooms. Large varieties may need replanting every few years; small types usually multiply and spread on their own. Here in the north chipmunks and squirrels can be a problem with tulips. Plant your tulips now, making sure you don't leave any hint of them on the ground (including the papery skin) which rodents will use as a clue to find them!) or force them for winter blooms indoors.



## Poetry and Prose


### My Morning Garden

*I slip quietly from my bed  
My garden awaits me.  
Soft is the air and calm is my  
mind as my senses reach out  
to the beauty which greets me.  
No work yet, no chores for me,  
My only goal...  
to find the peace that I seek.  
I never fail to find it in my  
garden no matter the season...  
the fragile beauty of the rose,  
the gentle hum of the bees,  
the swift flash of a bird on the  
wing bring me joy.  
I'm in heaven in my morning  
garden*

*E. Fisher*



Congratulations to our own Jeff Warner for his excellent showing in the Port Elgin Pumpkinfest. Jeff placed 7<sup>th</sup> in all of Ontario with his giant pumpkin, which weighed 1245 lbs.; 1<sup>st</sup> with his carrot at 12.36 lbs., a Canadian record; 1<sup>st</sup> with his cabbage at 36.14 lbs.; 1<sup>st</sup> with his celery at 43.14 lbs. What an incredible showing...what an amazing gardener! Well done, Jeff.



Published 11 times a year  
Englehart & District Horticultural  
Society  
Box 677, Englehart, ON  
PoJ 1H0  
President: Rosemary Campbell  
Secretary: Bonnie Warner  
Treasurer: Ginny Montminy  
Editor: Eileen Fisher  
Copying: Ginny Montminy  
Mailing: Joyce Marie Smith  
Labels: Rick Heaslip